

21st Century Community Learning Center

Cornerstone Elementary

Year End Review

2010-2011



Vision

Ohio's vision is that all children, regardless of ethnicity, income, disability, or where they live will achieve academic success.

Goals & Objectives

Targeting students in high-poverty and low performance environments, 21st Century Community Learning Centers provide out of school time programs that:

Increase academic performance and homework completion in reading and math by offering homework assistance and tutoring.

Provide a safe, before and after school environment for the children.

Provide hands on learning activities offered by a nurturing staff.

Offer enrichment opportunities for the children to be exposed to activities they might not otherwise be able to afford, such as arts, music, technology, recreation, nutrition, and health.

Offer educational opportunities and events for the families of the children.

Offer community service opportunities.

Funding for the 21st CCLC before/after school program is provided through a federal grant given to the Ohio Department of Education, awarded to the Tri-County Educational Service Center.

101 West Bowman Street Wooster, Ohio 44691 · 330-262-9666 phone · 330-262-7611 fax

Program ran August 23, 2010 — May 27, 2011 Hours of Operation: Monday–Friday 7:30-8:30a.m. 3:30-5:30 p.m.

Local Site Summary

21st CCLC Student Ohio Achievement Assessment (OAA) Results

75% improved their Math scores

Students: 12 Improved: 9

70.6% improved their Reading scores

Students: 17 Improved: 12

Pre/Post Test Results:

47.4% improved in Math

Students: 38 Improved: 18

28.9% improved in Reading

Students: 38 Improved: 11

Table of Contents

Activities	2	Teacher Survey Results	5
Parent Survey Results	3	Attendance	5
Student Survey Results	4	Various Demographics	5
		O-QAR Data	6



Activities

1. Homework Assistance

2. Tutoring

3. Enrichment Learning Programs/Activities

Arts & Crafts

Nutrition Education

Music

Academic Enrichment

4. Family Nights

Family Fitness Night (Oct.)

Family Fun Night Nutrition & Fitness (April)



Parent Surveys

Total 21

After Attending the before or afterschool program, my child improved their...	Ye	%
1. motivation to learn	18	85.7
2. behavior in getting along with other students	20	95.2
3. completion of homework	21	100
4. academic achievement	19	90.5
5. math skills	18	85.7
6. reading skills	19	90.5
7. willingness to talk to me/us about school	15	71.4
8. interest and participation in activities offered	20	95.2
During the before and/or after school program my child...		
1. felt safe in the program	21	100
2. received assistance with homework	20	95.2
3. was offered tutoring	18	85.7
4. participated in enrichment activities	21	100
5. received a healthy snack	20	95.2
6. was involved in activities and received information that promoted nutrition	21	100
7. participated in physical activities (recreational, fitness, sports, games, etc.)	21	100
8. participated in community service project opportunities	20	95.2
The before and/or after school program staff...		
1. provided family activities/events	19	90.5
2. treated my child in a caring, supportive way	21	100
3. encouraged completion of activities and tasks	21	100
4. provided a program my child enjoyed	21	100
5. offered age appropriate activities	21	100
6. had the program well organized	21	100
7. provided assistance and encouragement	21	100
8. had reasonable expectations	21	100
9. showed interest in and respect to me and my child	21	100
10. offered a nurturing and encouraging environment	21	100
11. helped my child improve in school	21	100
12. encouraged positive relationships among children	21	100
13. informed me about how my child was doing in the program	18	85.7
14. communicated to me about what was going on in the program	19	90.5
Family events/activities		
Did you attend any of the family events?	13	61.9
Did you learn something new at the events?	13	61.9
Did you try this new idea or activity again later?	11	52.4

What did you like about the before and/or after school program?

"My children had more interest in doing homework & communication skills."

"Wonderful program, great structure and activities, fun but also accomplishes the goal of academic improvement."

What would you change about the before and/or after school program?

"Not a thing - it is great the way it is."

"I am very grateful for the after school program, It has been

Student Surveys

Total 30

After attending the before/after school program...	Yes	%
I am more motivated to learn	22	73.3
I get along better with other students	27	90
I get my homework done	29	96.7
My grades improved	27	90
I am better at math than when I started	25	83.3
I am better at reading than when I started	26	86.7
My Parents and I talk more about my school work	21	70
The activities in the program were interesting to me	29	96.7

The thing I liked best about the program:

"The field trips."

"My Teacher."

"Getting done with homework, playing with fun toys."

"I get help on homework, I get to see my friends."

"They take good care of you."

Something I would like to do in the future while in the program:

"Have a group dinner."

"Go to OARDC."

"Go on more field trips."

"Have more of the nutrition people come in."

"I would like a building contest."

During the before/after school program...	Yes	%
I felt safe	28	93.3
I received homework help	30	100
I was offered tutoring	29	96.7
I participated in enrichment activities (art, music, cultural activities, technology, science, recreation, etc.)	30	100
I was given healthy snacks	29	96.7
I was taught about good nutrition	27	90

During the before/after school program...	Yes	%
I participated in physical activities. (recreational, fitness, sports, games, etc.)	30	100
I participated in community service projects	28	93.3
My family was invited to activities and events	28	93.3
The staff cared about me and treated me well	30	100
The staff encouraged me to do well in school	29	96.7
I enjoyed going to the before/after school program	28	93.3

What I wish was different:

"That we had more Legos."

"More play time."

"~~Less Homework.~~"

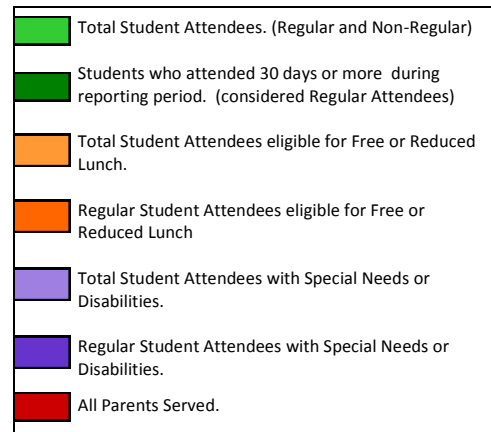
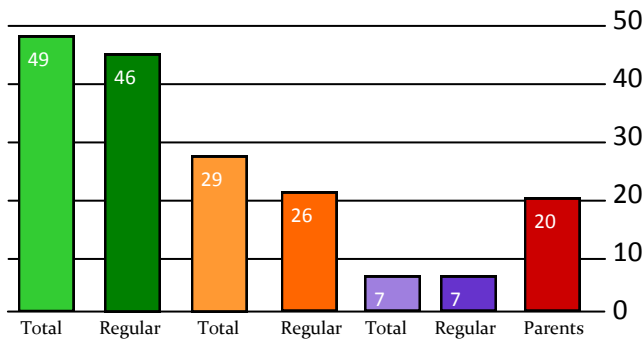
"I don't want anything to change."

"I wish we got swimming field trips."

Teacher Surveys

	Improved	%	No Change	%	Declined	%	Total
Turning in his/her homework on time	9	34.6	15	57.7	2	7.7	26
Completing homework to your satisfaction	8	32	14	56	3	12	25
Participating in class	11	52.4	10	47.6	0	0	21
Volunteering (e.g. for extra credit, etc.)	9	33.3	18	66.7	0	0	27
Attending class regularly	4	12.9	26	83.9	1	3.2	31
Being attentive in class	5	21.7	15	65.2	3	13	23
Behaving well in class	6	24	18	72	1	4	25
Academic performance	15	62.5	8	33.3	1	4.2	24
Coming to school motivated to learn	8	33.3	14	58.3	2	8.3	24
Getting along well with other students	8	32	17	68	0	0	25
Reading effectively	15	57.7	11	42.3	0	0	26
Doing math effectively	12	52.2	11	47.8	0	0	23
Working with computers/technology	9	34.6	17	65.4	0	0	26
Speaking with the teacher about schoolwork	9	36	15	60	1	4	25

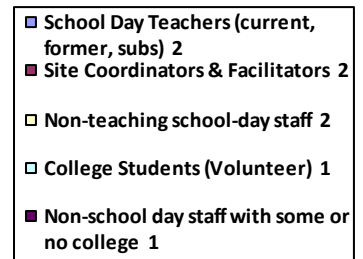
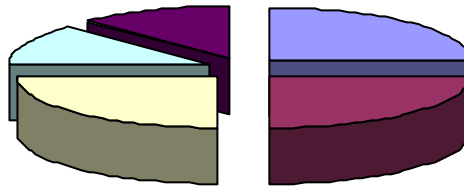
Attendance



Race

Please Indicate the total number of:	Total Students Served	Regular Students Served
African American	1	1
Multi	3	2
Other	1	1
White	44	42
Total	49	46

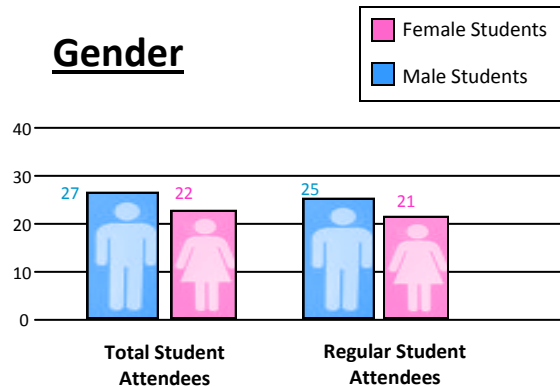
Staffing



Grade Level

	Kindergarten	First	Second	Third	Fourth	Fifth
Total Student Attendees	7	15	8	6	6	7
Regular Student Attendees	6	14	7	6	6	7

Gender



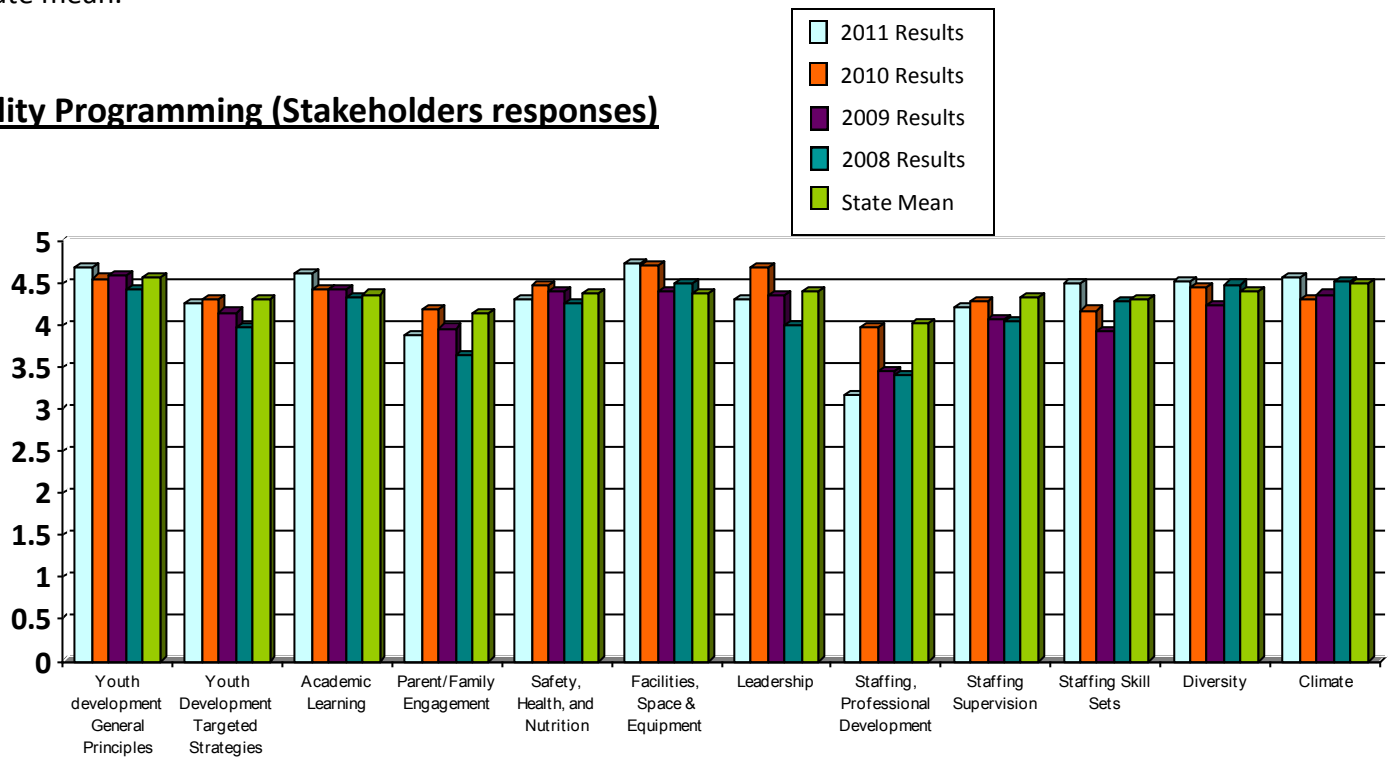
Ohio Quality Assessment Rubric Site Report

Executive Summary

This evaluation report produced by The Ohio State University Community and Youth Collaborative Institute and the Ohio Department of Education provides the results from the Ohio Quality Assessment Rubric (O-QAR) data collected at your 21st Century Community Learning Center (CCLC). Each 21st CCLC was given the responsibility of collecting responses from staff, key stakeholders, and community partners engaged with the 21st CCLC. This report synthesizes these responses and measures progress toward quality programming and perceptions of outcomes that could be used to guide future program improvement efforts. Please note the tables below had a response scale based on a five point scale, with 1 – strongly disagree to 5 – strongly agree.

The table below shows Stakeholder responses regarding the 21st CCLC site in areas of Quality Programming. The table also shows a comparison with the previous years the program has been in operation as well as the state mean.

Quality Programming (Stakeholders responses)



The table below shows the Site Leaders and Management responses regarding the 21st CCLC site in areas of Quality Programming. The table also shows a comparison with the previous years the program has been in operation as well as the state mean.

Quality Programming (Site Leadership and Management)

